




Covid-19

# Rapport om omikronvarianten

05. jan. | 2022





# Status of the SARS-CoV-2 variant Omicron in Denmark

## Status for SARS-CoV-2 varianten omikron i Danmark

5<sup>th</sup> January 2022

Data extracted: 5<sup>th</sup> January 2022 at 10.00

Data opgjort: 5. januar 2022 kl. 10.00

### Remarks on data reference of the report.

Omicron cases are identified through variant PCR (VPCR) and whole-genome sequencing (WGS). For this report, only cases confirmed by variant PCR are included. Due to data delays, some results from the most recent days may not be included in the report. Furthermore, small changes in data can occur retrospectively.

The Omicron variant is now responsible for >90% of the confirmed SARS-CoV-2 cases, hence the last Omicron report will be published the 7<sup>th</sup> of January. The development in number of new cases, admissions and severity can be followed on SSI's dashboards and in other publications.

As of 5<sup>th</sup> of January, the report will no longer include data on admissions and deaths. SSI continues to monitor and publish data on the development in Omicron cases and severity in publications, including the weekly "Tendensrapport".

As of 3<sup>rd</sup> of January 2022, data on vaccination status is changed and the groups "Completed primary schedule" and "Revaccinated" only includes people with expected full effect defined as 14 days after vaccination.

There are currently registered a total of 61,563 B.1.1.529 (Omicron) SARS-CoV-2 cases in Denmark.

### Bemærkninger til datagrundlaget for rapporten.

Omikrontilfælde bekræftes ved brug af variant-PCR og helgenomssekventering (WGS). I denne rapport inkluderes kun data på tilfælde bekræftet ved variant-PCR. Da data opgøres med en vis forsinkelse vil nogle prøveresultater fra de seneste dages ikke indgå i rapporten. Yderligere, kan der ske mindre ændringer bagud i tid.



Idet omikronvarianten nu udgør > 90% af de bekræftede tilfælde, udfases omikronrapporten efter fredag den 7. januar. Udviklingen i smitte og indlæggelser m.m. vil fremadrettet kunne følges på SSI's dashboards og øvrige udgivelser.

Som led i udfasningen vil der pr. 5. januar 2022, ikke indgå data om indlagte og dødsfald i rapporten for omikron. SSI overvåger og formidler fortsat nyt om omikrons udvikling og alvorlighed blandt andet i den ugentlige tendensrapport.

Der er for nuværende fundet 61.563 tilfælde af SARS-CoV-2 varianten omikron (B.1.1.529) i Danmark.

Pr. 3. januar 2022 er opgørelser på vaccinationsstatus ændret således at grupperne "Completed primary vaccination schedule" og "Revaccinated" kun inkluderer personer med forventet fuld effekt svarende til 14 dage efter vaccination.



**Table 1. Number of Omicron cases in Denmark identified by variant PCR.\***

**Tabel 1. Antal omikrontilfælde i Danmark bekræftet ved variant PCR.\***

Status	No. of Omicron cases confirmed by VPCR	No. of Omicron cases since last report
Variant PCR matching B.1.1.529	61563	4438

\*Note that not all positive SARS-CoV-2 tests are tested with variant PCR. The change in number of cases since last report includes the total number of new positive test results and does not refer to a specific sample date.

\*Bemærk at ikke alle positive SARS-CoV-2 prøver testes med variant-PCR. Ændringen i antal cases siden sidste rapport beskriver det samlede antal nye positive prøveresultater siden sidste rapport og refererer ikke til en specifik prøvedato.



**Table 2. Number of confirmed SARS-CoV-2 cases, Omicron cases, samples tested with variant PCR and percentage of omicron cases with 95% confidence interval per day\***

**Tabel 2. Antal bekræftede SARS-CoV-2-tilfælde, antal omikron tilfælde, antal prøver testet med variant-PCR og andel af omikrontilfælde med 95% sikkerhedsinterval pr. dag\***

Date	Total no. of confirmed SARS-CoV-2 cases	No. of confirmed Omicron cases at KMA**	No. of confirmed Omicron cases at TCDK**	No. of TCDK samples tested by VPCR	Proportion of confirmed Omicron cases out of VPCR tested TCDK samples (%)	95% confidence interval
21-11-2021	3,693	0	2	130	1.5%	0.2%-5.5%
22-11-2021	4,514	0	0	197	0	0.0%-1.9%
23-11-2021	4,718	0	0	231	0	0.0%-1.6%
24-11-2021	4,034	0	0	3,505	0	0.0%-0.1%
25-11-2021	4,106	0	0	3,658	0	0.0%-0.1%
26-11-2021	4,164	1	0	3,703	0	0.0%-0.1%
27-11-2021	3,853	0	2	3,637	0.1%	0.0%-0.2%
28-11-2021	3,892	0	9	3,581	0.3%	0.1%-0.5%
29-11-2021	5,098	0	11	4,534	0.2%	0.1%-0.4%
30-11-2021	5,426	2	24	4,887	0.5%	0.3%-0.7%
01-12-2021	4,554	0	76	4,023	1.9%	1.5%-2.4%
02-12-2021	4,595	2	57	4,013	1.4%	1.1%-1.8%
03-12-2021	5,182	6	74	4,626	1.6%	1.3%-2.0%
04-12-2021	5,107	1	107	4,730	2.3%	1.9%-2.7%
05-12-2021	4,809	8	158	4,467	3.5%	3.0%-4.1%
06-12-2021	7,117	17	325	6,416	5.1%	4.5%-5.6%
07-12-2021	7,354	74	502	6,558	7.7%	7.0%-8.3%
08-12-2021	6,696	75	632	5,921	10.7%	9.9%-11.5%
09-12-2021	6,669	95	689	5,904	11.7%	10.9%-12.5%
10-12-2021	6,961	84	802	6,060	13.2%	12.4%-14.1%
11-12-2021	6,716	55	1,053	6,097	17.3%	16.3%-18.2%
12-12-2021	7,168	72	1,484	6,371	23.3%	22.3%-24.4%
13-12-2021	10,625	280	2,626	8,873	29.6%	28.7%-30.6%
14-12-2021	11,539	419	3,963	9,981	39.7%	38.7%-40.7%
15-12-2021	11,236	422	4,658	9,860	47.2%	46.3%-48.2%
16-12-2021	10,603	471	4,273	8,952	47.7%	46.7%-48.8%
17-12-2021	11,075	401	4,999	9,311	53.7%	52.7%-54.7%
18-12-2021	10,465	178	4,889	8,559	57.1%	56.1%-58.2%
19-12-2021	10,641	113	4,625	7,343	63.0%	61.9%-64.1%
20-12-2021	13,954	150	1,635	2,551	64.1%	62.2%-66.0%
21-12-2021	13,723	101	2,372	3,104	76.4%	74.9%-77.9%
22-12-2021	12,299	91	1,048	1,329	78.9%	76.6%-81.0%
23-12-2021	13,298	63	2,629	3,313	79.4%	77.9%-80.7%
24-12-2021	7,427	64	509	607	83.9%	80.7%-86.7%
25-12-2021	8,264	91	688	872	78.9%	76%-81.6%
26-12-2021	11,569	95	1,913	2,209	86.6%	85.1%-88%
27-12-2021	24,017	127	4,052	4,538	89.3%	88.4%-90.2%
28-12-2021	23,326	86	1,329	1,473	90.0%	88.6%-91.7%
29-12-2021	18,377	84	356	385	92.5%	89.4%-94.9%
30-12-2021	20,475	68	826	910	90.8%	88.7%-92.6%
31-12-2021	10,288	61	387	422	Data pending	Data pending
01-01-2022	9,218	61	365	387	Data pending	Data pending
02-01-2022	21,487	78	3,219	3,385	Data pending	Data pending
03-01-2022	27,001	52	110	116	Data pending	Data pending
04-01-2022	9,448	37	0	1	Data pending	Data pending
05-01-2022	10	0	0	0	Data pending	Data pending

\*The number of cases for the past few days are associated with some uncertainty due to data delays.

\*Antal tilfælde for de sidste dage forbundet med en del usikkerhed, da der kan forekomme forsinkelser i data.

\*\*Clinical Microbiology Department (KMA), TestCenter Denmark (TCDK).

\*\*Klinisk Mikrobiologisk Afdeling (KMA), TestCenter Danmark (TCDK).



The proportion of Omicron cases is calculated using only omicron variant PCR tested samples from Test Center Denmark. We expect that the calculated proportion is representative for all the confirmed SARS-CoV-2 cases.

Bemærk at andelen af omikrontilfælde er beregnet udelukkende på prøver undersøgt med omikron variant-PCR, udført af Testcenter Danmark. Det vurderes at den beregnede andel er repræsentativt for det samlede bekræftede SARS-CoV-2-tilfælde.

Please also refer to the latest variant PCR report on [ssi.dk](https://ssi.dk).  
Se også den seneste opgørelse over variant-PCR på [ssi.dk](https://ssi.dk).

**Table 3. Number of Omicron cases by region, for the last two weeks. The table includes data until (including) 30<sup>th</sup> December 2021.**

**Tabel 3. Regional fordeling af omikron tilfælde de sidste to hele uger. Tabellen inkluderer data til og med 30. december 2021.**

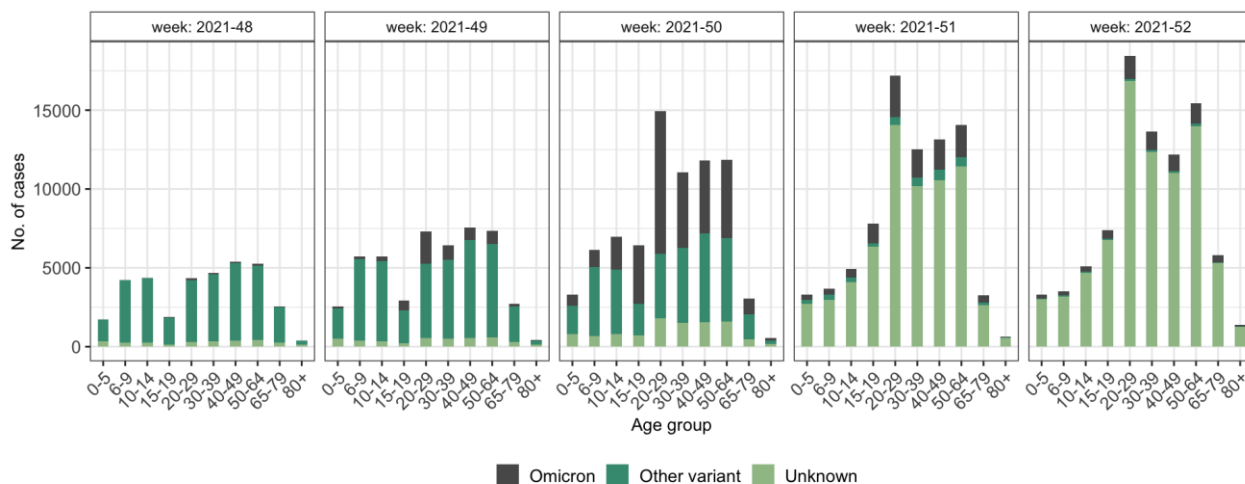
Week: 2021-51						
Region	No. of confirmed SARS-CoV-2 cases	No. of confirmed Omicron cases at KMA	No. of confirmed Omicron cases at TCDK	No. of TCDK samples tested by Variant-PCR	Proportion of confirmed Omicron cases out of VPCR tested TCDK samples (%)	Binomial 95% confidence interval
Capital Region of Denmark	38,370	244	6,860	8,217	83.5%	82.7%-84.3%
Region Zealand	10,608	51	1,869	2,716	68.8%	67.0%-70.6%
Region of Southern Denmark	11,144	119	688	1,069	64.4%	61.4%-67.2%
Central Denmark Region	14,541	95	976	1,349	72.3%	69.9%-74.7%
North Denmark Region	5,263	143	351	572	0.614	57.2%-65.4%
Not registered	608	3	50	62	80.6%	68.6%-89.6%
Total	80,534	655	10,794	13,985	77.2%	76.5%-77.9%

Week: 2021-52						
Region	No. of confirmed SARS-CoV-2 cases	No. of confirmed Omicron cases at KMA	No. of confirmed Omicron cases at TCDK	No. of TCDK samples tested by Variant-PCR	Proportion of confirmed Omicron cases out of VPCR tested TCDK samples (%)	Binomial 95% confidence interval
Capital Region of Denmark	37,469	158	3,619	3,965	91.3%	90.4%-92.1%
Region Zealand	12,328	52	1,147	1,325	86.6%	84.6%-88.4%
Region of Southern Denmark	13,046	8	555	628	88.4%	85.6%-90.8%
Central Denmark Region	15,381	107	867	950	91.3%	89.3%-93.0%
North Denmark Region	7,393	38	357	412	86.7%	83.0%-89.8%
Not registered	578	2	18	26	69.2%	48.2%-85.7%
Total	86,195	365	6,563	7,306	89.8%	89.1%-90.5%



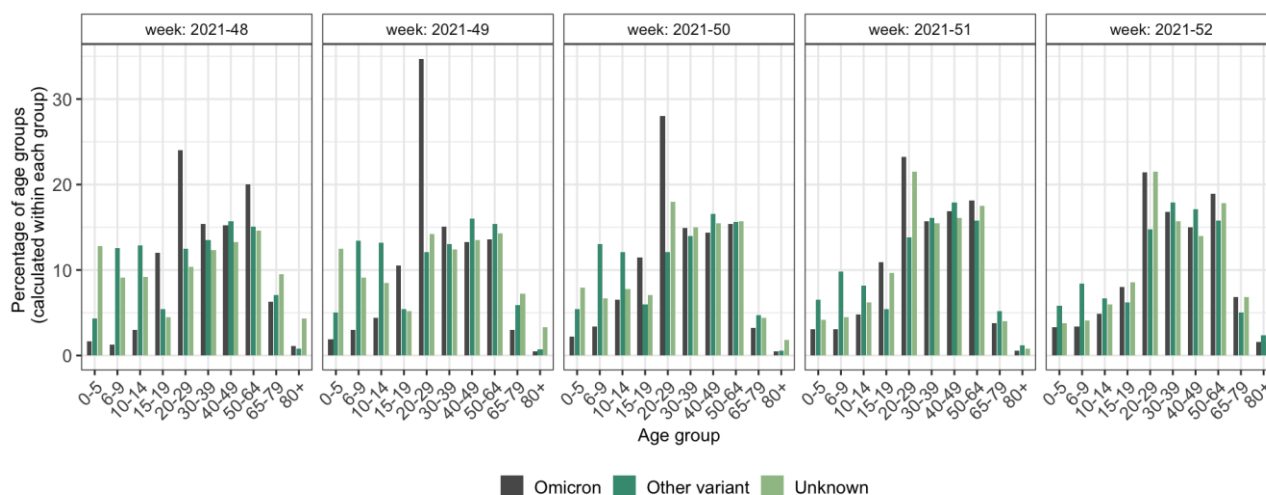
**Figure 1. Number of cases with Omicron, other SARS-CoV-2 variants and unknown variant Omicron by age group and week. The figure includes data from 29<sup>th</sup> of November to 30<sup>th</sup> of December 2021, thus week 52 is not yet complete.**

**Figur 1. Antal tilfælde med omikron, andre SARS-CoV-2 varianter og ukendt variant, pr. aldersgruppe og uge. Figuren er opgjort i perioden fra 29. november 2021 til 30. december 2021, hvorfor uge 52 endnu ikke er komplet.**



**Figure 2. Proportion of Omicron, other SARS-CoV-2 variants and unknown variant by age group and week. The figure includes data from 29<sup>th</sup> of November to 30<sup>th</sup> of December 2021 thus week 52 is not yet complete.**

**Figur 2. Andel af tilfælde med omikron, andre SARS-CoV-2 varianter og ukendt variant, pr. aldersgruppe og uge. Figuren er opgjort i perioden fra 29. november 2021 til 30. december 2021 hvorfor uge 52 endnu ikke er komplet.**





**Table 4. Vaccination status for individuals  $\geq 12$  years infected with Omicron compared to other variants, from 21<sup>st</sup> of November to 4<sup>th</sup> of January 2021. The table includes only samples taken at TCDK where the variant PCR answer is known.**

**Tabel 4. Vaccinationsstatus for personer  $\geq 12$  år med omikron-infektion sammenlignet med andre varianter i perioden fra 21. november 2021 til 4. januar 2021. Tabellen indeholder kun data på prøver taget hos TCDK med kendt variant-PCR svar.**

Vaccination status (12+ year olds)	Other variants (No. of cases)	Other variants (%)	Omicron (No. of cases)	Omicron (%)
Not vaccinated	21,834	23.9	4812	9.1
Received first dose	3,318	3.6	1279	2.4
Completed primary vaccination schedule	64,081	70.0	42866	81.0
Revaccinated	2,288	2.5	3938	7.4
Total	91,521	100	52895	100

Individuals aged 5-11 years have only recently been invited for COVID-19 vaccination, hence the vaccination coverage is relatively low in this age group and not included in Table 4.

Personer i aldersgruppen 5-11 år er for nyligt blevet inviteret til covid-19-vaccination, hvorfor vaccinationstilslutningen i denne aldersgruppe foreløbigt er begrænset. Denne aldersgruppe er derfor ikke inkluderet i Tabel 4.