




Covid-19

Rapport om omikronvarianten

11. dec. | 2021





Status of the SARS-CoV-2 variant Omicron in Denmark

Status for SARS-CoV-2 varianten omikron i Danmark

11 December 2021

Data from 22 November to 13.00 o'clock on 11 December represent a total of 1840 B.1.1.529 (Omicron) SARS-CoV-2 cases in Denmark.

Few test results may not be included in the report due to data delays. Furthermore, small changes in data can occur retrospectively. Data included in this report are from 22 November to 11 December 2021 unless otherwise stated.

Omicron cases are identified through variant PCR and whole-genome sequencing (WGS).

For data opgjort i perioden fra d. 22. november 2021 til og med d. 11. december 2021 kl. 13.00 er der samlet fundet 1840 tilfælde af SARS-CoV-2 varianten omikron (B.1.1.529) i Danmark.

Da data opgøres med en vis forsinkelse vil de seneste dages prøvesvar ikke indgå i rapporten og få tilfælde kan mangle. Derudover kan små ændringer i data forekomme bagudrettet. Data i denne rapport er for perioden 22. november 2021 til 11. december 2021, med mindre andet er angivet.

Det totale antal omikrontilfælde er opgjort ud fra variant-PCR og helgenomssekventering (WGS).



Table 1. Number of Omicron cases in Denmark

Tabel 1. Antal omikrontilfælde i Danmark

Status	No. of cases	%
Variant-PCR matching B.1.1.529	1,645	89.4
WGS confirmed omikron cases	195	10.6
Total	1,840	100.0

Table 2. Number of confirmed COVID-19 and Omicron cases per day

Tabel 2. Antal bekræftede covid-19- og omikrontilfælde per dag

Date	No. of confirmed COVID-19 cases	No. of Omicron cases	Percentage of confirmed COVID-19 cases (%)
22-11-2021	4,470	1	0.0
23-11-2021	4,666	1	0.0
24-11-2021	3,982	1	0.0
25-11-2021	4,059	4	0.1
26-11-2021	4,114	7	0.2
27-11-2021	3,813	3	0.1
28-11-2021	3,849	10	0.3
29-11-2021	5,048	11	0.2
30-11-2021	5,368	25	0.5
01-12-2021	4,491	76	1.7
02-12-2021	4,528	60	1.3
03-12-2021	5,126	77	1.5
04-12-2021	5,058	101	2.0
05-12-2021	4,768	170	3.6
06-12-2021	7,028	356	5.1
07-12-2021	7,162	581	8.1
08-12-2021	1,759	311	17.7
09-12-2021	Data pending	42	Data pending

The number of cases for the past two days are associated with some uncertainty due to data delays.

Antal tilfælde for de sidste to dage er forbundet med en del usikkerhed, da der kan forekomme forsinkelser i data.



Figure 1. Number of new Omicron cases per day, by region

Figur 1. Samlet antal nye omikrontilfælde fordelt på region per dag

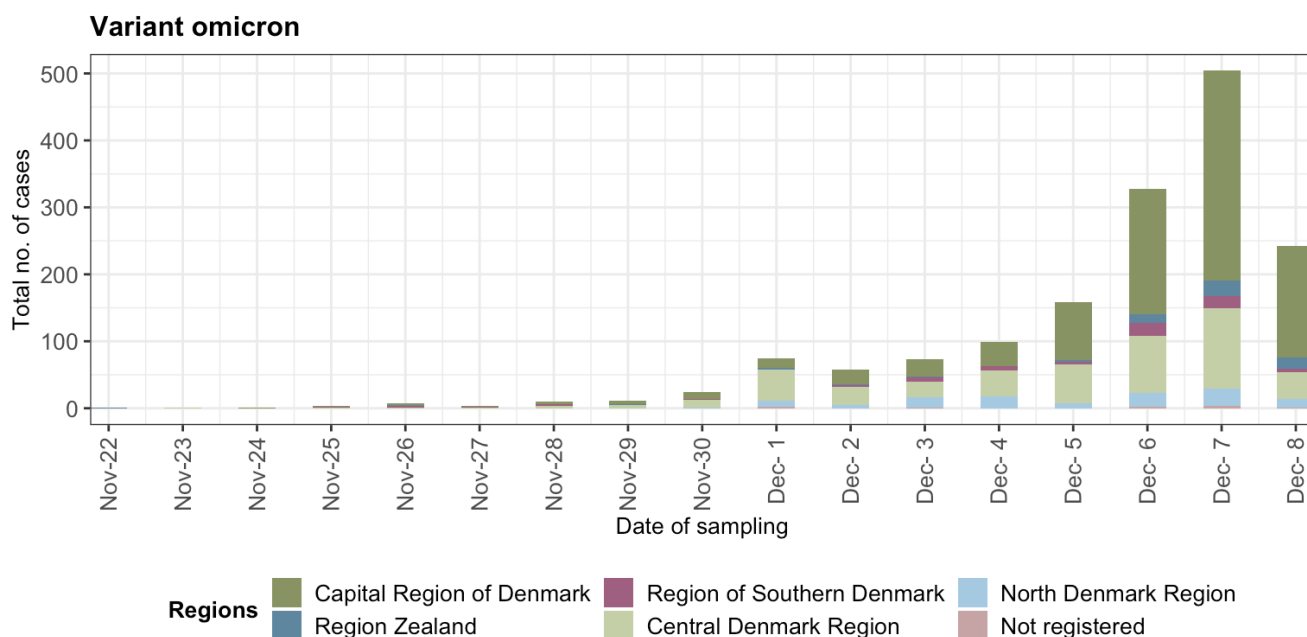


Table 3. Number of Omicron cases by region, data up to 8 December 2021

Table 3. Regional fordeling af omikrontilfælde, data opgjort til og med 8. december 2021

Region	No. of confirmed COVID-19 cases	No. of Omicron cases	Percentage of confirmed COVID-19 cases (%)
Capital	35,772	1,023	2.9
Zealand	12,220	72	0.6
South Denmark	12,749	87	0.7
Central Jutland	12,824	484	3.8
Northern Jutland	5,342	115	2.2
Not registered	382	14	3.7



Figure 2. Number of cases with other SARS-CoV-2 variants and Omicron by age group

Figur 2. Antal tilfælde med andre SARS-CoV-2 varianter og omikron, per aldersgruppe

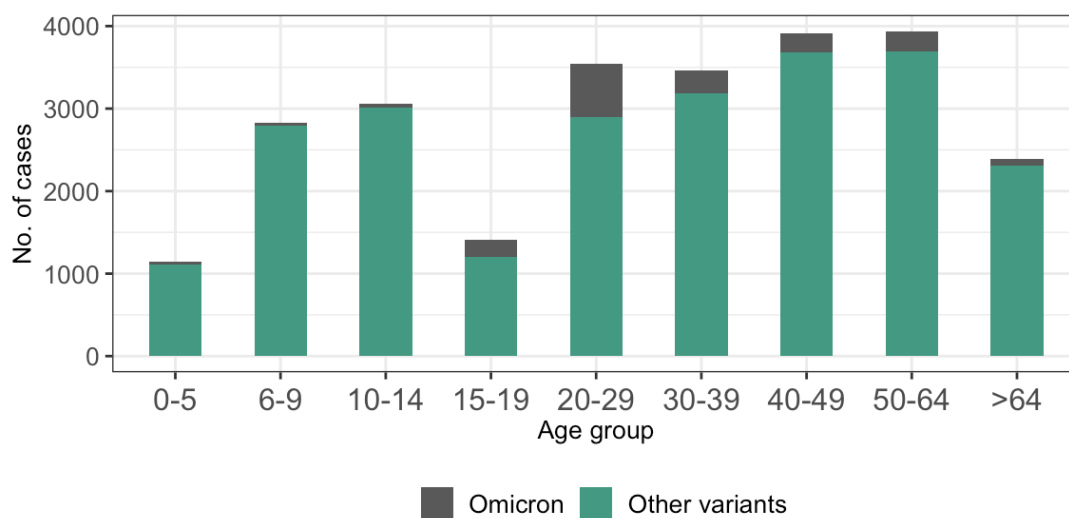


Figure 3. Proportion of other SARS-CoV-2 variants and Omicron cases by age group

Figur 3. Andel tilfælde af andre SARS-CoV-2 varianter og omikron per aldersgruppe, ud af alle tilfælde med de pågældende varianter

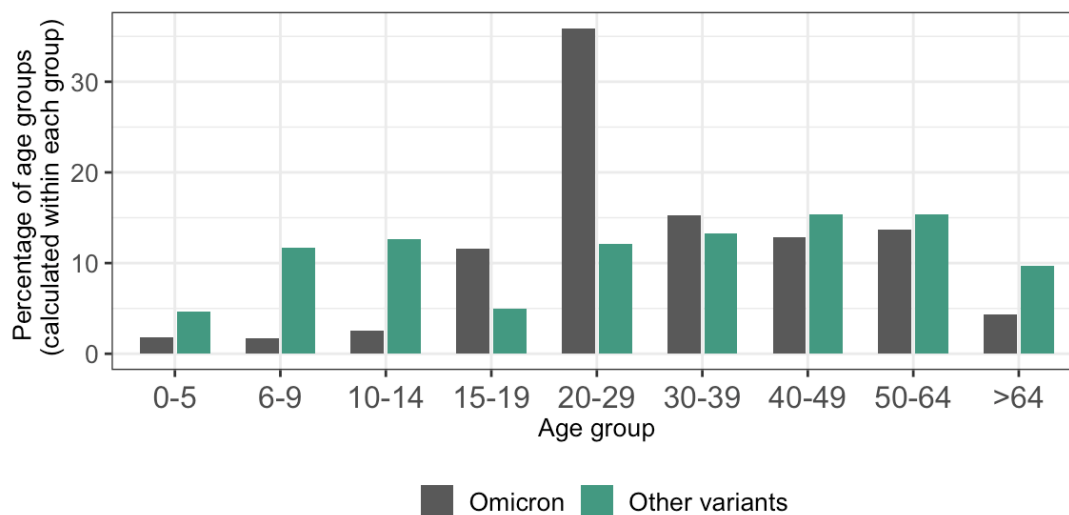




Table 4. Vaccination status for individuals infected with Omicron

Tabel 4. Vaccinationsstatus for personer med omikron-infektion

Vaccination status	No. of Omicron cases	%
Not vaccinated	255	13.9
Received first dose	41	2.2
Completed primary vaccination schedule	1,369	74.4
Revaccination	175	9.5
Total	1,840	100.0

Table 5. Number and proportion of Omicron-related hospital admissions

Tabel 5. Antal og andel omikronrelaterede indlæggelse

Omicron related hospitalisation	No. of cases	%
Tested positive 48 hrs or more after admission	8	38.1
Tested positive prior or within 48 hrs after admission	13	61.9
Total	21	100.0

Tested positive 48 hrs or more after admission: Includes all individuals who have been admitted more than 48 hours before they tested positive for Omicron. This number covers all hospital-acquired Omicron cases.

Tested positive prior or within 48 hrs after admission: Includes all individuals who have tested positive before being admitted or tested positive up to 48 hours after admission.

Tested positive 48 hrs or more after admission: Inkluderer alle personer der har været indlagt mere end 48 timer før vedkommende testet positiv for Omicron. Dvs., dette tal dækker over hospitals-erhvervet omikron tilfælde.

Tested positive prior or within 48 hrs after admission: Inkluderer alle personer der er testet positiv før de indlægges eller testes positiv op til 48 timer efter indlæggelse.