




Covid-19

# Rapport om omikronvarianten

18. dec. | 2021





# Status of the SARS-CoV-2 variant Omicron in Denmark

## Status for SARS-CoV-2 varianten omikron i Danmark

18 December 2021

Data extracted: 18 December 2021 at 15.15

Data opgjort: 18. december 2021 kl. 15.15

### Remarks on data reference of the report.

In the previous version of this table before 2021-12-16, only cases that was tested for a possible variant of concern, were included in the other variants columns, across tables and figures. These changes especially increase non-omicron admission in Table 6, and results in slightly increased number of SARS-CoV-2. The changes do not affect the omicron results.

Omicron cases are identified through variant PCR and whole-genome sequencing (WGS). Few test results may not be included in the report due to data delays. Furthermore, small changes in data can occur retrospectively.

There are currently registered a total of 15,452 B.1.1.529 (Omicron) SARS-CoV-2 cases in Denmark.

### Bemærkninger til datagrundlaget for rapporten.

I tidligere versioner af rapporten før 16-12-2021, indgik kun prøveresultater på SARS-CoV-2-positive prøver fra de kliniske mikrobiologiske afdelinger, hvor der var foretaget variant-PCR.

Dette har særligt betydning for tallene på indlagte i Tabel 6, hvor der ses en relativ stor stigning i indlagte med andre varianter end omikron. Det betyder også, at det samlede antal SARS-CoV-2 prøver pr. prøvedato er højere for stort set alle datoer. Ændringerne påvirker ikke tallene for omikron varianten.



Det totale antal omikrontilfælde er opgjort ud fra variant-PCR og helgenomssekventering (WGS). Da data opgøres med en vis forsinkelse vil de seneste dages prøvesvar ikke indgå i rapporten og få tilfælde kan mangle.

Der er for nuværende fundet 15.452 tilfælde af SARS-CoV-2 varianten omikron (B.1.1.529) i Danmark.

**Table 1. Number of Omicron cases in Denmark**

**Tabel 1. Antal omikrontilfælde i Danmark**

Status	No. of Omicron cases	%	No. of cases since last report
Variant PCR matching B.1.1.529	14,726	95.3	3,893
WGS confirmed omicron cases	726	4.7	0
Total	15,452	100.0	3,893

Please note that data collection takes longer for WGS data than for variant PCR data. WGS data is not run during the weekend. The change in number of cases since last report includes the total number of new positive test results and does not refer to a specific test date.

Bemærk venligst, at WGS data er yderligere forsinket ift. variant-PCR data. WGS data opgøres ikke i weekenden. Ændringen i antal cases siden sidste rapport beskriver det samlede antal nye positive prøveresultater siden sidste rapport og refererer ikke til en specifik prøvedato.



**Table 2. Number of confirmed COVID-19 and Omicron cases per day\***

**Tabel 2. Antal bekræftede covid-19- og omikrontilfælde per dag\***

Date	No. of confirmed SARS-CoV-2 cases	No. of Omicron cases	Percentage of confirmed SARS-CoV-2 cases (%)	95% confidence interval
22-11-2021	4,514	1	0 %	0%-0.1%
23-11-2021	4,718	1	0 %	0%-0.1%
24-11-2021	4,034	0	0 %	0%-0.1%
25-11-2021	4,106	2	0 %	0%-0.2%
26-11-2021	4,162	2	0 %	0%-0.2%
27-11-2021	3,853	2	0.1 %	0%-0.2%
28-11-2021	3,894	12	0.3 %	0.2%-0.5%
29-11-2021	5,095	10	0.2 %	0.1%-0.4%
30-11-2021	5,424	24	0.4 %	0.3%-0.7%
01-12-2021	4,552	74	1.6 %	1.3%-2%
02-12-2021	4,596	60	1.3 %	1%-1.7%
03-12-2021	5,174	72	1.4 %	1.1%-1.8%
04-12-2021	5,099	102	2 %	1.6%-2.4%
05-12-2021	4,807	170	3.5 %	3%-4.1%
06-12-2021	7,113	351	4.9 %	4.4%-5.5%
07-12-2021	7,339	565	7.7 %	7.1%-8.3%
08-12-2021	6,689	700	10.5 %	9.7%-11.2%
09-12-2021	6,639	753	11.3 %	10.6%-12.1%
10-12-2021	6,973	895	12.8 %	12.1%-13.6%
11-12-2021	6,705	1,100	16.4 %	15.5%-17.3%
12-12-2021	7,156	1,565	21.9 %	20.9%-22.9%
13-12-2021	10,634	2,997	28.2 %	27.3%-29.1%
14-12-2021	11,558	3,617	31.3 %	30.5%-32.2%
15-12-2021	Data pending	2,188	Data pending	Data pending
16-12-2021	Data pending	185	Data pending	Data pending
17-12-2021	Data pending	4	Data pending	Data pending

\*The number of cases for the past few days are associated with some uncertainty due to data delays.

\*Antal tilfælde for de sidste dage forbundet med en del usikkerhed, da der kan forekomme forsinkelser i data.

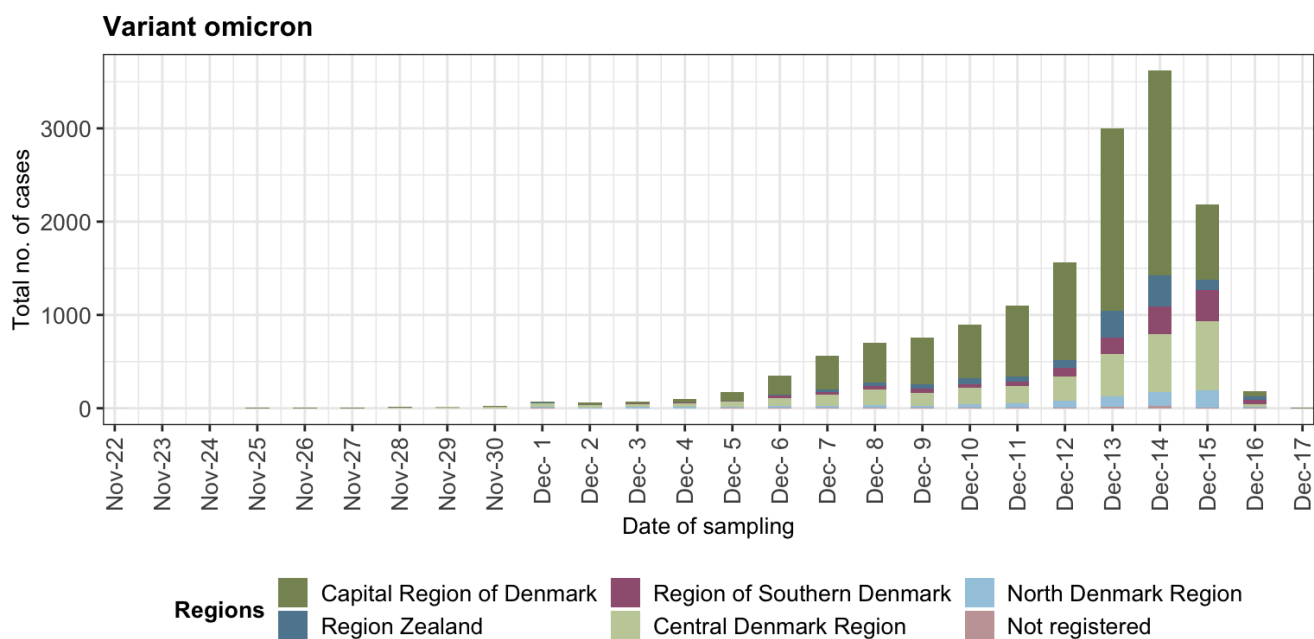
Please also refer to the latest variant PCR report on [ssi.dk](https://ssi.dk).

Se også den seneste opgørelse over variant-PCR på [ssi.dk](https://ssi.dk).



Figure 1. Number of new Omicron cases per day, by region\*

Figur 1. Samlet antal nye omikrontilfælde per dag, fordelt på region\*



\*The number of cases for the past few days are associated with some uncertainty due to data delays.

\*Antal tilfælde for de sidste dage forbundet med en del usikkerhed, da der kan forekomme forsinkelser i data.



**Table 3. Number of Omicron cases by region, for the last two full weeks**

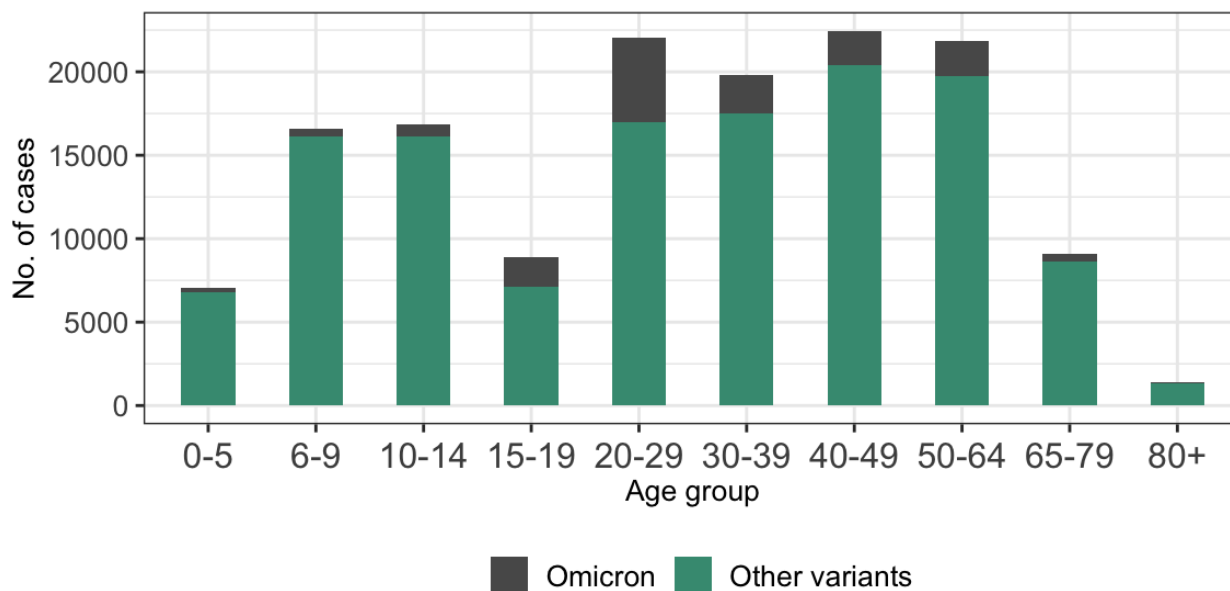
**Tabel 3. Regional fordeling af omikrontilfælde de sidste to hele uger**

Week: 2021-48				
Region	No. of confirmed SARS-CoV-2 cases	No. of omicron cases	Percentage confirmed (%)	Binomial 95% confidence interval
Capital Region of Denmark	15,581	213	1.4%	1.2%-1.6%
Region Zealand	5,162	9	0.2%	0.1%-0.3%
Region of Southern Denmark	5,679	20	0.4%	0.2%-0.5%
Central Denmark Region	5,778	210	3.6%	3.2%-4.1%
North Denmark Region	2,381	55	2.3%	1.7%-3%
Not registered	166	5	3.0%	1%-6.9%
<b>Total</b>	<b>34,747</b>	<b>512</b>	<b>1.5%</b>	<b>1.3%-1.6%</b>
Week: 2021-49				
Region	No. of confirmed SARS-CoV-2 cases	No. of omicron cases	Percentage confirmed (%)	Binomial 95% confidence interval
Capital Region of Denmark	22,051	3,872	17.6%	17.1%-18.1%
Region Zealand	6,958	334	4.8%	4.3%-5.3%
Region of Southern Denmark	7,239	301	4.2%	3.7%-4.6%
Central Denmark Region	8,789	1,135	12.9%	12.2%-13.6%
North Denmark Region	3,341	259	7.8%	6.9%-8.7%
Not registered	236	28	11.9%	8%-16.7%
<b>Total</b>	<b>48,614</b>	<b>5,929</b>	<b>12.2%</b>	<b>11.9%-12.5%</b>



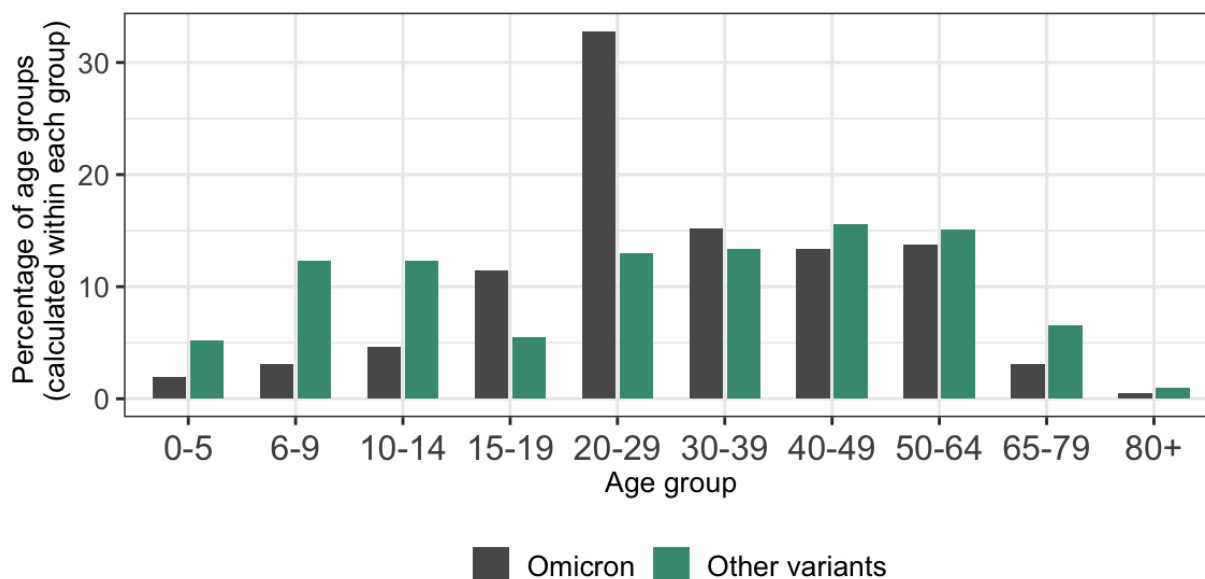
**Figure 2. Number of cases with other SARS-CoV-2 variants and Omicron by age group, data included in the figure are from 22 November to 15 December 2021**

**Figur 2. Antal tilfælde med andre SARS-CoV-2 varianter og omikron, pr. aldersgruppe i perioden fra og med 22. november 2021 til og med 15. december 2021**



**Figure 3. Proportion of other SARS-CoV-2 variants and Omicron cases by age group, data included in the figure are from 22 November to 15 December 2021**

**Figur 3. Andel tilfælde af andre SARS-CoV-2 varianter og omikron per aldersgruppe, ud af alle tilfælde med de pågældende varianter i perioden fra og med 22. november 2021 til og med 15. december 2021**





**Table 4. Vaccination status for individuals  $\geq 12$  years infected with Omicron compared to other variants, data included in the table are from 22 November to 15 December 2021**

**Tabel 4. Vaccinationsstatus for personer  $\geq 12$  år med omikron-infektion sammenlignet med andre varianter i perioden fra og med 22. november 2021 til og med 15. december 2021**

Vaccination status (12+ year olds)	Other variants (No. of cases)	Other variants (%)	Omicron (No. of cases)	Omicron (%)
Booster vaccinated	7,768	8.0	1,460	10.3
Fully vaccinated	63,543	65.6	11,252	79.3
Not vaccinated	22,490	23.2	1,205	8.5
Received first dose	3,067	3.2	271	1.9
Total	96,868	100.0	14,188	100.0

Individuals aged 5-11 years have recently been invited for COVID-19 vaccination, hence the vaccination coverage is relatively low in this age group and not included in Table 4.

Personer i aldersgruppen 5-11 år er fornyligt blevet inviteret til covid-19-vaccination, hvorfor vaccinationstilslutningen i denne aldersgruppe foreløbigt er begrænset. Denne aldersgruppe er derfor ikke inkluderet i Tabel 4.

**Table 5. Number of Omicron related hospitalizations at the time of data extraction**

**Tabel 5. Antal omikron-relaterede indlæggelser på tidspunktet for dataopgørelse**

Omicron related hospitalizations	No. of cases
Hospitalized	29
Hospitalized in ICU	<5





**Table 6. Number and proportion of Omicron-related hospital admissions compared to other variants, data included in the table are from 22 November to 15 December 2021**

**Tabel 6. Antal og andel omikronrelaterede indlæggelser sammenlignet med andre varianter i perioden fra og med 22. november 2021 til og med 15. december 2021**

Hospital admissions in total	Other variants (No. of cases)	Other variants (%)	Omicron (No. of cases)	Omicron (%)
Have not been hospitalized	128,830	98.5	15,167	99.4
Tested positive 48 hrs or more after admission	246	0.2	21	0.1
Tested positive prior or within 48 hrs after admission	1,736	1.3	75	0.5
Total	130,812	100.0	15,263	100.0

Tested positive 48 hrs or more after admission: Includes all individuals who have been admitted more than 48 hours before they tested positive for Omicron. This number covers all hospital-acquired Omicron cases.

Tested positive prior or within 48 hrs after admission: Includes all individuals who have tested positive before being admitted, or who tested positive up to 48 hours after admission.

Tested positive 48 hrs or more after admission: Inkluderer alle personer der har været indlagt mere end 48 timer før vedkommende testede positiv for Omicron. Dvs., dette tal dækker over hospitals-erhvervede omikron tilfælde.

Tested positive prior to, or within 48 hrs after admission: Inkluderer alle personer der er testet positiv før de indlægges eller testes positiv op til 48 timer efter indlæggelse.