




Covid-19

# Rapport om omikronvarianten

23. dec. | 2021





# Status of the SARS-CoV-2 variant Omicron in Denmark

## Status for SARS-CoV-2 varianten omikron i Danmark

23 December 2021

Data extracted: 23 December 2021 at 10.00

Data opgjort: 23. december 2021 kl. 10.00

### Remarks on data reference of the report.

Omicron cases are identified through variant PCR and whole-genome sequencing (WGS). For this report, only cases confirmed by variant PCR are included. Due to data delays, some results from the most recent days may not be included in the report. Furthermore, small changes in data can occur retrospectively.

Until Sunday 19 December 2021 near all positive SARS-CoV-2 samples were tested with variant PCR to identify Omicron cases. As of Monday 20 December 2021 only a representative sample of the positive SARS-CoV-2 samples are tested with variant PCR, hence, the number of identified Omicron cases does not represent the total number of Omicron cases in Denmark.

There are currently registered a total of 30,954 B.1.1.529 (Omicron) SARS-CoV-2 cases in Denmark.

### Bemærkninger til datagrundlaget for rapporten.

Omikrontilfælde bekræftes ved brug af variant-PCR og helgenomssekventering (WGS). I denne rapport inkluderes kun data på tilfælde bekræftet ved variant-PCR. Da data opgøres med en vis forsinkelse vil nogle prøveresultater fra de seneste dages ikke indgå i rapporten. Yderligere, kan der ske mindre ændringer bagud i tid.

Frem til søndag d. 19. december 2021 blev stort set alle positive SARS-CoV-2 prøver testet med variant-PCR, for at afgøre om en person var smittet med omikronvarianten. Fra den 20. december 2021 udtages kun et repræsentativt udsnit af de SARS-CoV-2 positive prøver til test med variant-PCR. Af den grund repræsenterer det samlede antal bekræftede omikrontilfælde ikke det fulde antal af omikrontilfælde i Danmark.

Der er for nuværende fundet 30.954 tilfælde af SARS-CoV-2 varianten omikron (B.1.1.529) i Danmark.



**Table 1. Number of Omicron cases in Denmark identified by variant PCR.\***

**Tabel 1. Antal omikrontilfælde i Danmark bekræftet ved variant PCR.\***

Status	No. of Omicron cases confirmed by VPCR	No. of Omicron cases since last report
Variant PCR matching B.1.1.529	30,954	6,046

\*Note that only a representative number of positive SARS-CoV-2 tests are tested with variant-PCR. The change in number of cases since last report includes the total number of new positive test results and does not refer to a specific sample date.

\*Bemærk at der nu kun udtages et repræsentativt antal positive SARS-CoV-2 prøver til variant-PCR. Ændringen i antal cases siden sidste rapport beskriver det samlede antal nye positive prøveresultater siden sidste rapport og refererer ikke til en specifik prøvedato.



**Table 2. Number of confirmed SARS-CoV-2 cases, Omicron cases, samples tested with variant PCR and percentage of omicron cases with 95% confidence interval per day\***

**Tabel 2. Antal bekræftede SARS-CoV-2-tilfælde, antal omikron tilfælde, antal prøver testet med variant-PCR og andel af omikrontilfælde med 95% sikkerhedsinterval pr. dag\***

Date	Total no. of confirmed SARS-CoV-2 cases	No. of confirmed Omicron cases at KMA	No. of confirmed SARS-CoV-2 cases at TCDK	No. of TCDK samples tested by Variant-PCR	Proportion of confirmed Omicron cases out of VPCR tested TCDK samples (%)	95% confidence interval
21-11-2021	3,693	0	2	130	1.5%	0.2%-5.5%
22-11-2021	4,514	0	0	197	0.0%	0%-1.9%
23-11-2021	4,718	0	0	231	0.0%	0%-1.6%
24-11-2021	4,034	0	0	3,505	0.0%	0%-0.1%
25-11-2021	4,106	0	0	3,658	0.0%	0%-0.1%
26-11-2021	4,164	1	0	3,703	0.0%	0%-0.1%
27-11-2021	3,853	0	2	3,637	0.1%	0%-0.2%
28-11-2021	3,892	0	9	3,581	0.3%	0.1%-0.5%
29-11-2021	5,098	0	11	4,534	0.2%	0.1%-0.4%
30-11-2021	5,426	2	24	4,887	0.5%	0.3%-0.7%
01-12-2021	4,554	0	76	4,023	1.9%	1.5%-2.4%
02-12-2021	4,595	2	57	4,013	1.4%	1.1%-1.8%
03-12-2021	5,182	6	74	4,626	1.6%	1.3%-2%
04-12-2021	5,107	1	107	4,730	2.3%	1.9%-2.7%
05-12-2021	4,809	8	158	4,467	3.5%	3%-4.1%
06-12-2021	7,117	17	325	6,416	5.1%	4.5%-5.6%
07-12-2021	7,354	74	502	6,558	7.7%	7%-8.3%
08-12-2021	6,696	75	632	5,921	10.7%	9.9%-11.5%
09-12-2021	6,669	95	689	5,904	11.7%	10.9%-12.5%
10-12-2021	6,961	84	802	6,059	13.2%	12.4%-14.1%
11-12-2021	6,716	55	1,053	6,096	17.3%	16.3%-18.3%
12-12-2021	7,168	72	1,483	6,368	23.3%	22.3%-24.4%
13-12-2021	10,625	279	2,624	8,868	29.6%	28.6%-30.6%
14-12-2021	11,539	421	3,963	9,977	39.7%	38.8%-40.7%
15-12-2021	11,234	421	4,649	9,834	47.3%	46.3%-48.3%
16-12-2021	10,603	471	3,849	8,130	47.3%	46.3%-48.4%
17-12-2021	11,075	386	2,970	5,857	50.7%	49.4%-52%
18-12-2021	10,465	161	2,056	4,114	Data pending	Data pending
19-12-2021	10,639	91	1,723	3,036	Data pending	Data pending
20-12-2021	13,780	110	212	341	Data pending	Data pending
21-12-2021	9,928	67	0	1	Data pending	Data pending
22-12-2021	887	3	0	0	Data pending	Data pending

\*The number of cases for the past few days are associated with some uncertainty due to data delays.

\*Antal tilfælde for de sidste dage forbundet med en del usikkerhed, da der kan forekomme forsinkelser i data.

The proportion of Omicron cases is calculated using only omicron variant PCR tested samples from Test Center Denmark. We expect that the calculated proportion is representative for all the confirmed SARS-CoV-2 cases.

Bemærk at andelen af omikrontilfælde er beregnet udelukkende på prøver undersøgt med omikron variant-PCR, udført af Testcenter Danmark. Det vurderes at den beregnede andel er repræsentativt for det samlede bekræftede SARS-CoV-2-tilfælde.

Please also refer to the latest variant PCR report on [ssi.dk](https://ssi.dk).  
Se også den seneste opgørelse over variant-PCR på [ssi.dk](https://ssi.dk).



**Table 3. Number of Omicron cases by region, for the last two weeks. The table includes data until 17 December 2021, thus week 50 is not yet complete.**

**Tabel 3. Regional fordeling af omikrontilfælde de sidste to hele uger. Tabellen inkluderer data til 17. december 2021, hvorfor uge 50 endnu ikke er komplet.**

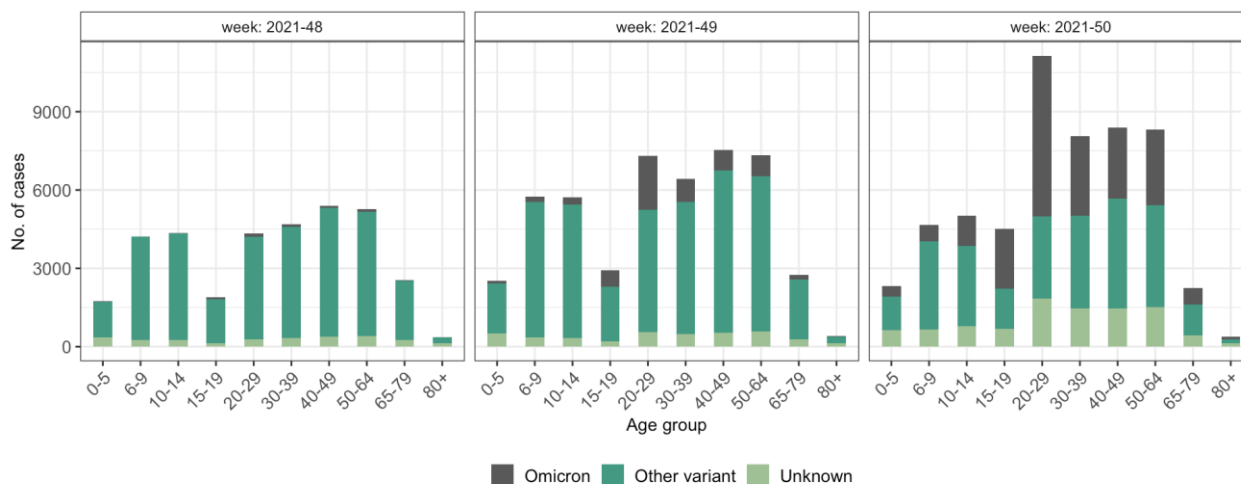
Week: 2021-49						
Region	No. of confirmed SARS-CoV-2 cases	No. of confirmed Omicron cases at KMA	No. of confirmed Omicron cases at TCDK	No. of TCDK samples tested by Variant-PCR	Proportion of confirmed Omicron cases out of VPCR tested TCDK samples (%)	Binomial 95% confidence interval
Capital Region of Denmark	22,097	367	3,513	19,009	18.5%	17.9%-19.0%
Region Zealand	6,964	20	319	6,265	5.1%	4.6%-5.7%
Region of Southern Denmark	7,238	42	260	6,504	4.0%	3.5%-4.5%
Central Denmark Region	8,807	37	1,113	8,332	13.4%	12.6%-14.1%
North Denmark Region	3,347	4	260	3,087	8.4%	7.5%-9.5%
Not registered	228	2	21	125	16.8%	10.7%-24.5%
<b>Total</b>	<b>48,681</b>	<b>472</b>	<b>5,486</b>	<b>43,322</b>	<b>12.7%</b>	<b>12.4%-13.0%</b>

Week: 2021-50						
Region	No. of confirmed SARS-CoV-2 cases	No. of confirmed Omicron cases at KMA	No. of confirmed Omicron cases at TCDK	No. of TCDK samples tested by Variant-PCR	Proportion of confirmed Omicron cases out of VPCR tested TCDK samples (%)	Binomial 95% confidence interval
Capital Region of Denmark	27,435	1,386	10,938	19,494	56.1%	55.4%-56.8%
Region Zealand	7,858	170	1,725	5,929	29.1%	27.9%-30.3%
Region of Southern Denmark	7,328	126	1,472	6,221	23.7%	22.6%-24.7%
Central Denmark Region	8,936	227	3,053	7,982	38.2%	37.2%-39.3%
North Denmark Region	3,246	60	805	2,892	27.8%	26.2%-29.6%
Not registered	273	9	62	148	41.9%	33.8%-50.3%
<b>Total</b>	<b>55,076</b>	<b>1,978</b>	<b>18,055</b>	<b>42,666</b>	<b>42.3%</b>	<b>41.8%-42.8%</b>



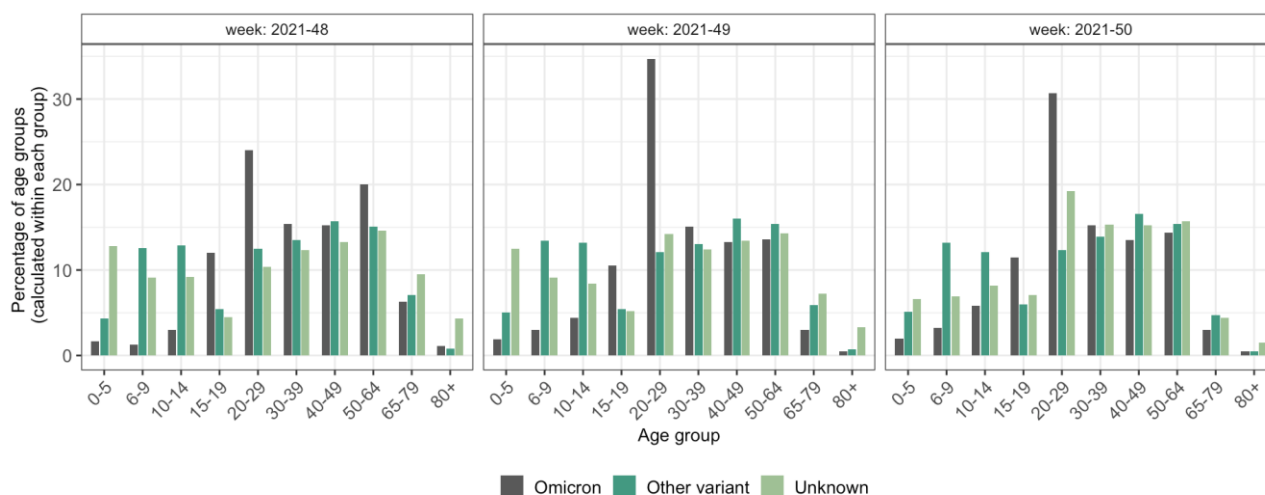
**Figure 1. Number of cases with Omicron, other SARS-CoV-2 variants and unknown variant Omicron by age group and week. The table includes data from 22 November to 17 December 2021 thus week 50 is not yet complete.**

**Figur 1. Antal tilfælde med omikrin, andre SARS-CoV-2 varianter og ukendt variant, pr. aldersgruppe og uge. Tabellen er opgjort i perioden fra 22. november 2021 til 17. december 2021 hvorfor uge 50 endnu ikke er komplet.**



**Figure 2. Proportion of Omicron, other SARS-CoV-2 variants and unknown variant by age group and week, from 22 November to 17 December 2021. The table includes data from 22 November to 17 December 2021 thus week 50 is not yet complete.**

**Figur 2. Andel af tilfælde med omikron, andre SARS-CoV-2 varianter og ukendt variant, pr. aldersgruppe og uge. Tabellen er opgjort i perioden fra 22. november 2021 til 17. december 2021 hvorfor uge 50 endnu ikke er komplet.**





**Table 4. Vaccination status for individuals  $\geq 12$  years infected with Omicron compared to other variants, from 22 November to 17 December 2021. The table includes only samples where the variant PCR answer is known.**

**Tabel 4. Vaccinationsstatus for personer  $\geq 12$  år med omikron-infektion sammenlignet med andre varianter i perioden fra 22. november 2021 til 17. december 2021. Tabellen indeholder kun data på prøver med kendt variant-PCR svar.**

Vaccination status (12+ year olds)	Other variants (No. of cases)	Other variants (%)	Omicron (No. of cases)	Omicron (%)
Not vaccinated	19,991	23.8	2,060	8.4
Received first dose	2,703	3.2	434	1.8
Completed primary vaccination schedule	54,639	65.0	18,941	77.2
Revaccinated	6,767	8.0	3,113	12.7
Total	84,100	100	24,548	100

Individuals aged 5-11 years have only recently been invited for COVID-19 vaccination, hence the vaccination coverage is relatively low in this age group and not included in Table 4.

Personer i aldersgruppen 5-11 år er for nyligt blevet inviteret til covid-19-vaccination, hvorfor vaccinationstilslutningen i denne aldersgruppe foreløbigt er begrænset. Denne aldersgruppe er derfor ikke inkluderet i Tabel 4.

**Table 5. Number of Omicron related hospitalizations at the time of data extraction, 17 December 2021**

**Tabel 5. Antal omikron-relaterede indlæggelser på tidspunktet for dataopgørelse, 17. december 2021**

Omicron related hospitalizations	No. of cases
Hospitalized	44
Hospitalized in ICU	<5



**Table 6. Number and proportion of Omicron-related hospital admissions compared to other variants, data included in the table are from 22 November to 17 December 2021. The table includes only samples with a known variant.**

**Tabel 6. Antal og andel omikronrelaterede indlæggelser sammenlignet med andre varianter i perioden fra 22. november 2021 til 17. december 2021. Tabellen indeholder kun data på prøver med en kendt variant.**

Hospital admissions in total	Other variants (No. of cases)	Other variants (%)	Omicron (No. of cases)	Omicron (%)
Have not been hospitalized	113,456	99.0	26,352	99.3
Tested positive 48 hrs or more after admission	80	0.1	33	0.1
Tested positive prior or within 48 hrs after admission	1,121	1.0	146	0.6
Total	114,657	100	26,531	100

Tested positive 48 hrs or more after admission: Includes all individuals who have been admitted more than 48 hours before they tested positive for Omicron. This number covers all hospital-acquired Omicron cases.

Tested positive prior or within 48 hrs after admission: Includes all individuals who have tested positive before being admitted, or who tested positive up to 48 hours after admission.

Tested positive 48 hrs or more after admission: Inkluderer alle personer der har været indlagt mere end 48 timer før vedkommende testede positiv for Omicron. Dvs., dette tal dækker over hospitals-erhvervede omikron tilfælde.

Tested positive prior to, or within 48 hrs after admission: Inkluderer alle personer der er testet positiv før de indlægges eller testes positiv op til 48 timer efter indlæggelse.