




Covid-19

Rapport om omikronvarianten

27. dec. | 2021





Status of the SARS-CoV-2 variant Omicron in Denmark

Status for SARS-CoV-2 varianten omikron i Danmark

27 December 2021

Data extracted: 27 December 2021 at 10.00

Data opgjort: 27. december 2021 kl. 10.00

Remarks on data reference of the report.

Omicron cases are identified through variant PCR (VPCR) and whole-genome sequencing (WGS). For this report, only cases confirmed by variant PCR are included. Due to data delays, some results from the most recent days may not be included in the report. Furthermore, small changes in data can occur retrospectively.

Until Sunday 19 December 2021 near all positive SARS-CoV-2 samples were tested with variant PCR to identify Omicron cases. As of Monday 20 December 2021 only a representative sample of the positive SARS-CoV-2 samples are tested with variant PCR, hence, the number of identified Omicron cases does not represent the total number of Omicron cases in Denmark.

Vaccination status is missing in today's report due to technical problems.

There are currently registered a total of 40,258 B.1.1.529 (Omicron) SARS-CoV-2 cases in Denmark.

Bemærkninger til datagrundlaget for rapporten.

Omikrontilfælde bekræftes ved brug af variant-PCR og helgenomssekventering (WGS). I denne rapport inkluderes kun data på tilfælde bekræftet ved variant-PCR. Da data opgøres med en vis forsinkelse vil nogle prøveresultater fra de seneste dage ikke indgå i rapporten. Yderligere, kan der ske mindre ændringer bagud i tid.

Frem til søndag d. 19. december 2021 blev stort set alle positive SARS-CoV-2 prøver testet med variant-PCR, for at afgøre om en person var smittet med omikronvarianten. Fra den 20. december 2021 udtages kun et repræsentativt udsnit af de SARS-CoV-2 positive prøver til test med variant-PCR. Af den grund repræsenterer det samlede antal bekræftede omikrontilfælde ikke det fulde antal af omikrontilfælde i Danmark.



Vaccinationsstatus er ikke inkluderet i dagens rapport grundet tekniske problemer.

Der er for nuværende fundet 40.258 tilfælde af SARS-CoV-2 varianten omikron (B.1.1.529) i Danmark.



Table 1. Number of Omicron cases in Denmark identified by variant PCR.*

Tabel 1. Antal omikrontilfælde i Danmark bekræftet ved variant PCR.*

Status	No. of Omicron cases confirmed by VPCR	No. of Omicron cases since last report
Variant PCR matching B.1.1.529	40,258	7,381

*Note that only a representative number of positive SARS-CoV-2 tests are tested with variant-PCR. The change in number of cases since last report includes the total number of new positive test results and does not refer to a specific sample date.

*Bemærk at der nu kun udtages et repræsentativt antal positive SARS-CoV-2 prøver til variant-PCR. Ændringen i antal cases siden sidste rapport beskriver det samlede antal nye positive prøveresultater siden sidste rapport og refererer ikke til en specifik prøvedato.



Table 2. Number of confirmed SARS-CoV-2 cases, Omicron cases, samples tested with variant PCR and percentage of omicron cases with 95% confidence interval per day*

Tabel 2. Antal bekræftede SARS-CoV-2-tilfælde, antal omikron tilfælde, antal prøver testet med variant-PCR og andel af omikrontilfælde med 95% sikkerhedsinterval pr. dag*

Date	Total no. of confirmed SARS-CoV-2 cases	No. of confirmed Omicron cases at KMA	No. of confirmed SARS-CoV-2 cases at TCDK	No. of TCDK samples tested by Variant-PCR	Proportion of confirmed Omicron cases out of VPCR tested TCDK samples (%)	95% confidence interval
21-11-2021	3,693	0	2	130	1.5 %	0.2%-5.5%
22-11-2021	4,514	0	0	197	0.0%	0%-1.9%
23-11-2021	4,718	0	0	231	0.0%	0%-1.6%
24-11-2021	4,034	0	0	3,505	0.0%	0%-0.1%
25-11-2021	4,106	0	0	3,658	0.0%	0%-0.1%
26-11-2021	4,164	1	0	3,703	0.0%	0%-0.1%
27-11-2021	3,853	0	2	3,637	0.1 %	0%-0.2%
28-11-2021	3,892	0	9	3,581	0.3 %	0.1%-0.5%
29-11-2021	5,098	0	11	4,534	0.2 %	0.1%-0.4%
30-11-2021	5,426	2	24	4,887	0.5 %	0.3%-0.7%
01-12-2021	4,554	0	76	4,023	1.9 %	1.5%-2.4%
02-12-2021	4,595	2	57	4,013	1.4 %	1.1%-1.8%
03-12-2021	5,182	6	74	4,626	1.6 %	1.3%-2%
04-12-2021	5,107	1	107	4,730	2.3 %	1.9%-2.7%
05-12-2021	4,809	8	158	4,467	3.5 %	3%-4.1%
06-12-2021	7,117	17	325	6,416	5.1 %	4.5%-5.6%
07-12-2021	7,354	74	502	6,558	7.7 %	7%-8.3%
08-12-2021	6,696	75	632	5,921	10.7 %	9.9%-11.5%
09-12-2021	6,669	95	689	5,904	11.7 %	10.9%-12.5%
10-12-2021	6,961	84	802	6,060	13.2 %	12.4%-14.1%
11-12-2021	6,716	55	1,053	6,097	17.3 %	16.3%-18.2%
12-12-2021	7,168	72	1,484	6,371	23.3 %	22.3%-24.4%
13-12-2021	10,625	280	2,626	8,871	29.6 %	28.7%-30.6%
14-12-2021	11,539	417	3,963	9,979	39.7 %	38.8%-40.7%
15-12-2021	11,234	420	4,658	9,860	47.2 %	46.3%-48.2%
16-12-2021	10,603	471	4,273	8,950	47.7 %	46.7%-48.8%
17-12-2021	11,075	397	4,970	9,260	53.7 %	52.7%-54.7%
18-12-2021	10,465	178	3,859	6,975	55.3 %	54.2%-56.5%
19-12-2021	10,639	112	3,712	6,029	61.6 %	60.3%-62.8%
20-12-2021	13,953	142	1,482	2,336	63.4 %	61.5%-65.4%
21-12-2021	13,721	94	828	1,087	76.2 %	73.5%-78.7%
22-12-2021	12,296	78	554	698	Data pending	Data pending
23-12-2021	13,279	49	126	166	Data pending	Data pending
24-12-2021	7,409	33	3	5	Data pending	Data pending
25-12-2021	8,158	31	0	1	Data pending	Data pending
26-12-2021	8,045	3	0	0	Data pending	Data pending
27-12-2021	2	0	0	0	Data pending	Data pending

*The number of cases for the past few days are associated with some uncertainty due to data delays.

*Antal tilfælde for de sidste dage forbundet med en del usikkerhed, da der kan forekomme forsinkelser i data.

**Clinical Microbiology Department (KMA), TestCenter Denmark (TCDK).

**Klinisk Mikrobiologisk Afdeling (KMA), TestCenter Danmark (TCDK).

The proportion of Omicron cases is calculated using only omicron variant PCR tested samples from Test Center Denmark. We expect that the calculated proportion is representative for all the confirmed SARS-CoV-2 cases.

Bemærk at andelen af omikrontilfælde er beregnet udelukkende på prøver undersøgt med omikron variant-PCR, udført af Testcenter Danmark. Det vurderes at den beregnede andel er repræsentativt for det samlede bekræftede SARS-CoV-2-tilfælde.



Please also refer to the latest variant PCR report on ssi.dk.
Se også den seneste opgørelse over variant-PCR på ssi.dk.



Table 3. Number of Omicron cases by region, for the last two weeks. The table includes data until (including) 19. December 2021.

Tabel 3. Regional fordeling af omikron tilfælde de sidste to hele uger. Tabellen inkluderer data til og med 19. December 2021.

Week: 2021-49						
Region	No. of confirmed SARS-CoV-2 cases	No. of confirmed Omicron cases at KMA	No. of confirmed Omicron cases at TCDK	No. of TCDK samples tested by Variant-PCR	Proportion of confirmed Omicron cases out of VPCR tested TCDK samples (%)	Binomial 95% confidence interval
Capital Region of Denmark	22,097	367	3,514	19,014	18.5%	17.9%-19.0%
Region Zealand	6,965	20	319	6,266	5.1%	4.6%-5.7%
Region of Southern Denmark	7,238	42	260	6,504	4.0%	3.5%-4.5%
Central Denmark Region	8,807	37	1,113	8,332	13.4%	12.6%-14.1%
North Denmark Region	3,347	4	260	3,087	8.4%	7.5%-9.5%
Not registered	227	2	21	124	16.9%	10.8%-24.7%
Total	48,681	472	5,487	43,327	12.7%	12.4%-13.0%

Week: 2021-50						
Region	No. of confirmed SARS-CoV-2 cases	No. of confirmed Omicron cases at KMA	No. of confirmed Omicron cases at TCDK	No. of TCDK samples tested by Variant-PCR	Proportion of confirmed Omicron cases out of VPCR tested TCDK samples (%)	Binomial 95% confidence interval
Capital Region of Denmark	38,097	1,550	16,187	27,227	59.5%	58.9%-60%
Region Zealand	10,123	204	2,633	7,868	33.5%	32.4%-34.5%
Region of Southern Denmark	10,087	164	2,608	8,804	29.6%	28.7%-30.6%
Central Denmark Region	12,872	280	5,109	11,634	43.9%	43%-44.8%
North Denmark Region	4,628	67	1,422	4,186	34.0%	32.5%-35.4%
Not registered	373	10	102	205	49.8%	42.7%-56.8%
Total	76,180	2,275	28,061	59,924	46.8%	46.4%-47.2%



Figure 1. Number of cases with Omicron, other SARS-CoV-2 variants and unknown variant Omicron by age group and week. The table includes data from 22 November to 21 December 2021 thus week 51 is not yet complete.

Figur 1. Antal tilfælde med omikron, andre SARS-CoV-2 varianter og ukendt variant, pr. aldersgruppe og uge. Tabellen er opgjort i perioden fra 22. november 2021 til 21. december 2021 hvorfor uge 51 endnu ikke er komplet.

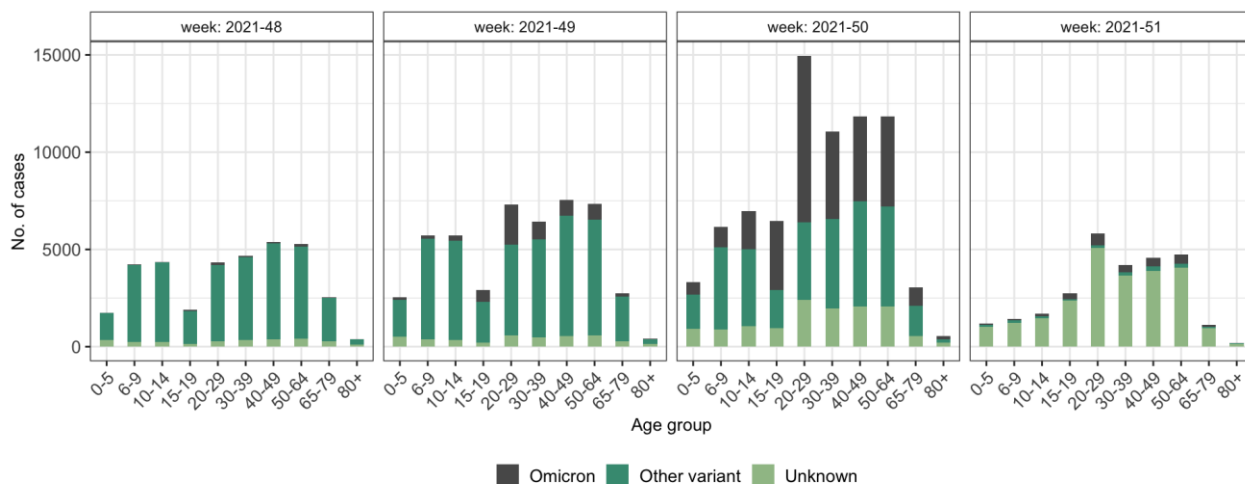


Figure 2. Proportion of Omicron, other SARS-CoV-2 variants and unknown variant by age group and week, from 22 November to 21 December 2021. The table includes data from 22 November to 21 December 2021 thus week 51 is not yet complete.

Figur 2. Andel af tilfælde med omikron, andre SARS-CoV-2 varianter og ukendt variant, pr. aldersgruppe og uge. Tabellen er opgjort i perioden fra 22. november 2021 til 21. december 2021 hvorfor uge 51 endnu ikke er komplet.

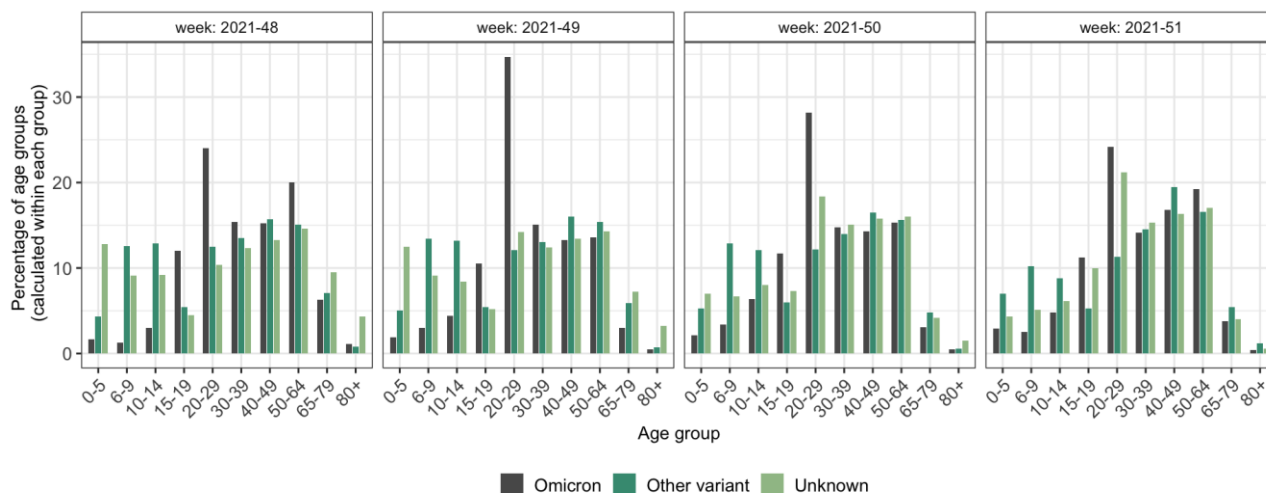




Table 4. Number of Omicron related hospitalizations at the time of data extraction, 27th of December 2021

Tabel 4. Antal omikron-relaterede indlæggelser på tidspunktet for dataopgørelse, 27. december 2021

Omicron related hospitalizations	No. of cases
Hospitalized	51
Hospitalized in ICU	<5



Table 5. Number and proportion of Omicron-related hospital admissions compared to other variants, data included in the table are from 22 November to 21 December 2021. The table includes only samples where the variant is identified.

Table 5. Antal og andel omikron-relaterede indlæggelser sammenlignet med andre varianter i perioden fra 22. november 2021 til 21. december 2021. Tabellen indeholder kun data på prøver, hvor varianten er identificeret.

Hospital admissions in total	Other variants (No. of cases)	Other variants (%)	Omicron (No. of cases)	Omicron (%)
Have not been hospitalized	121,944	98.9	39,126	99.4
Tested positive 48 hrs or more after admission	99	0.1	45	0.1
Tested positive prior or within 48 hrs after admission	1,274	1.0	210	0.5
Total	123,317	100.0	39,381	100.0

Tested positive 48 hrs or more after admission: Includes all individuals who have been admitted more than 48 hours before they tested positive for Omicron. This number covers all hospital-acquired Omicron cases.

Tested positive prior or within 48 hrs after admission: Includes all individuals who have tested positive before being admitted, or who tested positive up to 48 hours after admission.

Tested positive 48 hrs or more after admission: Inkluderer alle personer der har været indlagt mere end 48 timer før vedkommende testede positiv for Omicron. Dvs., dette tal dækker over hospitals-erhvervede omikron tilfælde.

Tested positive prior to, or within 48 hrs after admission: Inkluderer alle personer der er testet positiv før de indlægges eller testes positiv op til 48 timer efter indlæggelse.