




Covid-19

Rapport om omikronvarianten

31. dec. | 2021





Status of the SARS-CoV-2 variant Omicron in Denmark

Status for SARS-CoV-2 varianten omikron i Danmark

31 December 2021

Data extracted: 31 December 2021 at 10.00

Data opgjort: 31. december 2021 kl. 10.00

Remarks on data reference of the report.

Omicron cases are identified through variant PCR (VPCR) and whole-genome sequencing (WGS). For this report, only cases confirmed by variant PCR are included. Due to data delays, some results from the most recent days may not be included in the report. Furthermore, small changes in data can occur retrospectively.

Until Sunday 19 December 2021 near all positive SARS-CoV-2 samples were tested with variant PCR to identify Omicron cases. As of Monday 20 December 2021 only a representative sample of the positive SARS-CoV-2 samples are tested with variant PCR at TCDK, hence, the number of identified Omicron cases does not represent the total number of Omicron cases in Denmark. In the Clinical Microbiological Departments are the PCR samples from hospitalized patients prioritized to be variant PCR tested.

There are currently registered a total of 54,616 B.1.1.529 (Omicron) SARS-CoV-2 cases in Denmark.

Bemærkninger til datagrundlaget for rapporten.

Omikrontilfælde bekræftes ved brug af variant-PCR og helgenomssekventering (WGS). I denne rapport inkluderes kun data på tilfælde bekræftet ved variant-PCR. Da data opgøres med en vis forsinkelse vil nogle prøveresultater fra de seneste dage ikke indgå i rapporten. Yderligere, kan der ske mindre ændringer bagud i tid.

Frem til søndag d. 19. december 2021 blev stort set alle positive SARS-CoV-2 prøver testet med variant-PCR, for at afgøre om en person var smittet med omikronvarianten. Fra den 20. december 2021 udtages der i TCDK kun et repræsentativt udsnit af de SARS-CoV-2 positive prøver til test med variant-PCR. På de kliniske mikrobiologiske afdelinger prioriteres det at der tages variant-PCR test blandt de indlagte. Af den grund repræsenterer det samlede antal bekræftede omikrontilfælde ikke det fulde antal af omikrontilfælde i Danmark.



Der er for nuværende fundet 54.616 tilfælde af SARS-CoV-2 varianten omikron (B.1.1.529) i Danmark.



Table 1. Number of Omicron cases in Denmark identified by variant PCR.*

Tabel 1. Antal omikrontilfælde i Danmark bekræftet ved variant PCR.*

Status	No. of Omicron cases confirmed by VPCR	No. of Omicron cases since last report
Variant PCR matching B.1.1.529	54,616	8,476

*Note that only a representative number of positive SARS-CoV-2 tests are tested with variant-PCR at TCDK, however the hospital prioritizes to make a variant PCR test of all hospitalized individuals. The change in number of cases since last report includes the total number of new positive test results and does not refer to a specific sample date.

*Bemærk at der nu kun udtages et repræsentativt antal positive SARS-CoV-2 prøver til variant-PCR i TCDK, hvorimod der på hospitalerne prioriteres prøver til variant-PCR hos indlagte. Ændringen i antal cases siden sidste rapport beskriver det samlede antal nye positive prøveresultater siden sidste rapport og refererer ikke til en specifik prøvedato.



Table 2. Number of confirmed SARS-CoV-2 cases, Omicron cases, samples tested with variant PCR and percentage of omicron cases with 95% confidence interval per day*

Tabel 2. Antal bekræftede SARS-CoV-2-tilfælde, antal omikron tilfælde, antal prøver testet med variant-PCR og andel af omikrontilfælde med 95% sikkerhedsinterval pr. dag*

Date	Total no. of confirmed SARS-CoV-2 cases	No. of confirmed Omicron cases at KMA	No. of confirmed Omicron cases at TCDK	No. of TCDK samples tested by VPCR	Proportion of confirmed Omicron cases out of VPCR tested TCDK samples (%)	95% confidence interval
21-11-2021	3,693	0	2	130	1.5%	0.2%-5.5%
22-11-2021	4,514	0	0	197	0.0%	0%-1.9%
23-11-2021	4,718	0	0	231	0.0%	0%-1.6%
24-11-2021	4,034	0	0	3,505	0.0%	0%-0.1%
25-11-2021	4,106	0	0	3,658	0.0%	0%-0.1%
26-11-2021	4,164	1	0	3,703	0.0%	0%-0.1%
27-11-2021	3,853	0	2	3,637	0.1%	0%-0.2%
28-11-2021	3,892	0	9	3,581	0.3%	0.1%-0.5%
29-11-2021	5,098	0	11	4,534	0.2%	0.1%-0.4%
30-11-2021	5,426	2	24	4,887	0.5%	0.3%-0.7%
01-12-2021	4,554	0	76	4,023	1.9%	1.5%-2.4%
02-12-2021	4,595	2	57	4,013	1.4%	1.1%-1.8%
03-12-2021	5,182	6	74	4,626	1.6%	1.3%-2%
04-12-2021	5,107	1	107	4,730	2.3%	1.9%-2.7%
05-12-2021	4,809	8	158	4,467	3.5%	3%-4.1%
06-12-2021	7,117	17	325	6,416	5.1%	4.5%-5.6%
07-12-2021	7,354	74	502	6,558	7.7%	7%-8.3%
08-12-2021	6,696	75	632	5,921	10.7%	9.9%-11.5%
09-12-2021	6,669	95	689	5,904	11.7%	10.9%-12.5%
10-12-2021	6,961	84	802	6,060	13.2%	12.4%-14.1%
11-12-2021	6,716	55	1,053	6,097	17.3%	16.3%-18.2%
12-12-2021	7,168	72	1,484	6,371	23.3%	22.3%-24.4%
13-12-2021	10,625	280	2,626	8,873	29.6%	28.7%-30.6%
14-12-2021	11,539	420	3,963	9,981	39.7%	38.7%-40.7%
15-12-2021	11,235	421	4,658	9,860	47.2%	46.3%-48.2%
16-12-2021	10,603	471	4,273	8,952	47.7%	46.7%-48.8%
17-12-2021	11,075	402	4,999	9,311	53.7%	52.7%-54.7%
18-12-2021	10,465	178	4,889	8,559	57.1%	56.1%-58.2%
19-12-2021	10,640	113	4,625	7,343	63.0%	61.9%-64.1%
20-12-2021	13,954	149	1,633	2,548	64.1%	62.2%-66%
21-12-2021	13,722	101	2,366	3,096	76.4%	74.9%-77.9%
22-12-2021	12,299	90	1,022	1,292	79.1%	76.8%-81.3%
23-12-2021	13,298	63	2,587	3,259	79.4%	78%-80.8%
24-12-2021	7,428	62	505	602	83.9%	80.7%-86.7%
25-12-2021	8,264	91	677	859	78.8%	75.9%-81.5%
26-12-2021	11,569	91	1,871	2,156	Data pending	Data pending
27-12-2021	24,018	124	3,768	4,212	Data pending	Data pending
28-12-2021	23,253	81	382	428	Data pending	Data pending
29-12-2021	18,290	58	71	76	Data pending	Data pending
30-12-2021	7,083	7	0	0	Data pending	Data pending
31-12-2021	9	0	0	0	Data pending	Data pending

*The number of cases for the past few days are associated with some uncertainty due to data delays.

*Antal tilfælde for de sidste dage forbundet med en del usikkerhed, da der kan forekomme forsinkelser i data.

**Clinical Microbiology Department (KMA), TestCenter Denmark (TCDK).

**Klinisk Mikrobiologisk Afdeling (KMA), TestCenter Danmark (TCDK).

The proportion of Omicron cases is calculated using only omicron variant PCR tested samples from Test Center Denmark. We expect that the calculated proportion is representative for all the confirmed SARS-CoV-2 cases.

Bemærk at andelen af omikrontilfælde er beregnet udelukkende på prøver undersøgt med omikron variant-PCR, udført af Testcenter Danmark. Det vurderes at den beregnede andel er repræsentativt for det samlede bekræftede SARS-CoV-2-tilfælde.



Please also refer to the latest variant PCR report on ssi.dk.
 Se også den seneste opgørelse over variant-PCR på ssi.dk.

Table 3. Number of Omicron cases by region, for the last two weeks. The table includes data until (including) 25th December 2021, thus week 51 is not yet complete.

Tabel 3. Regional fordeling af omikron tilfælde de sidste to hele uger. Tabellen inkluderer data til og med 25. december 2021, hvorfor uge 51 endnu ikke er komplet.

Week: 2021-50						
Region	No. of confirmed SARS-CoV-2 cases	No. of confirmed Omicron cases at KMA	No. of confirmed Omicron cases at TCDK	No. of TCDK samples tested by Variant-PCR	Proportion of confirmed Omicron cases out of VPCR tested TCDK samples (%)	Binomial 95% confidence interval
Capital Region of Denmark	38,099	1,556	17,870	29,589	60.4%	59.8%-61%
Region Zealand	10,123	520	2,848	8,329	34.2%	33.2%-35.2%
Region of Southern Denmark	10,087	164	2,633	8,853	29.7%	28.7%-30.7%
Central Denmark Region	12,873	280	5,141	11,692	44.0%	43.1%-44.9%
North Denmark Region	4,629	70	1,429	4,197	34.0%	32.6%-35.5%
Not registered	371	10	112	219	51.1%	44.3%-57.9%
Total	76,182	2,285	30,033	62,879	47.8%	47.4%-48.2%

Week: 2021-51						
Region	No. of confirmed SARS-CoV-2 cases	No. of confirmed Omicron cases at KMA	No. of confirmed Omicron cases at TCDK	No. of TCDK samples tested by Variant-PCR	Proportion of confirmed Omicron cases out of VPCR tested TCDK samples (%)	Binomial 95% confidence interval
Capital Region of Denmark	33,713	212	5,529	6,725	82.2%	81.3%-83.1%
Region Zealand	9,201	36	1,447	2,178	66.4%	64.4%-68.4%
Region of Southern Denmark	9,138	103	602	968	62.2%	59.1%-65.3%
Central Denmark Region	11,913	78	866	1,221	70.9%	68.3%-73.5%
North Denmark Region	4,492	124	307	514	59.7%	55.3%-64.0%
Not registered	508	0	39	50	78.0%	64.0%-88.5%
Total	68,965	556	8,790	11,656	75.4%	74.6%-76.2%



Figure 1. Number of cases with Omicron, other SARS-CoV-2 variants and unknown variant Omicron by age group and week. The figure includes data from 29th of November to 25th of December 2021, thus week 51 is not yet complete.

Figur 1. Antal tilfælde med omikron, andre SARS-CoV-2 varianter og ukendt variant, pr. aldersgruppe og uge. Figuren er opgjort i perioden fra 29. november 2021 til 25. december 2021, hvorfor uge 51 endnu ikke er komplet.

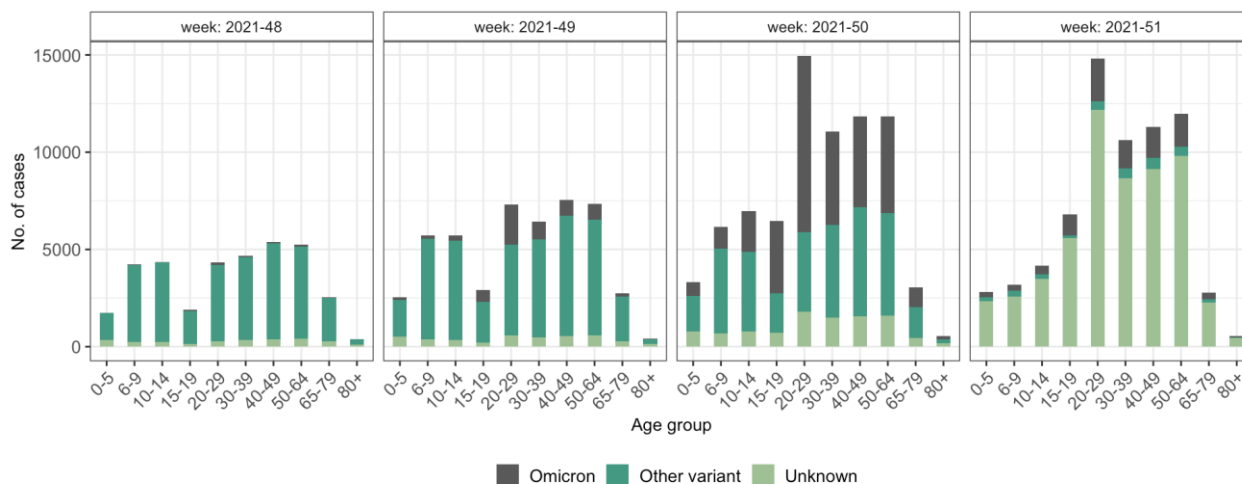


Figure 2. Proportion of Omicron, other SARS-CoV-2 variants and unknown variant by age group and week. The figure includes data from 29th of November to 25th of December 2021 thus week 51 is not yet complete.

Figur 2. Andel af tilfælde med omikron, andre SARS-CoV-2 varianter og ukendt variant, pr. aldersgruppe og uge. Figuren er opgjort i perioden fra 29. november 2021 til 25. december 2021 hvorfor uge 51 endnu ikke er komplet.

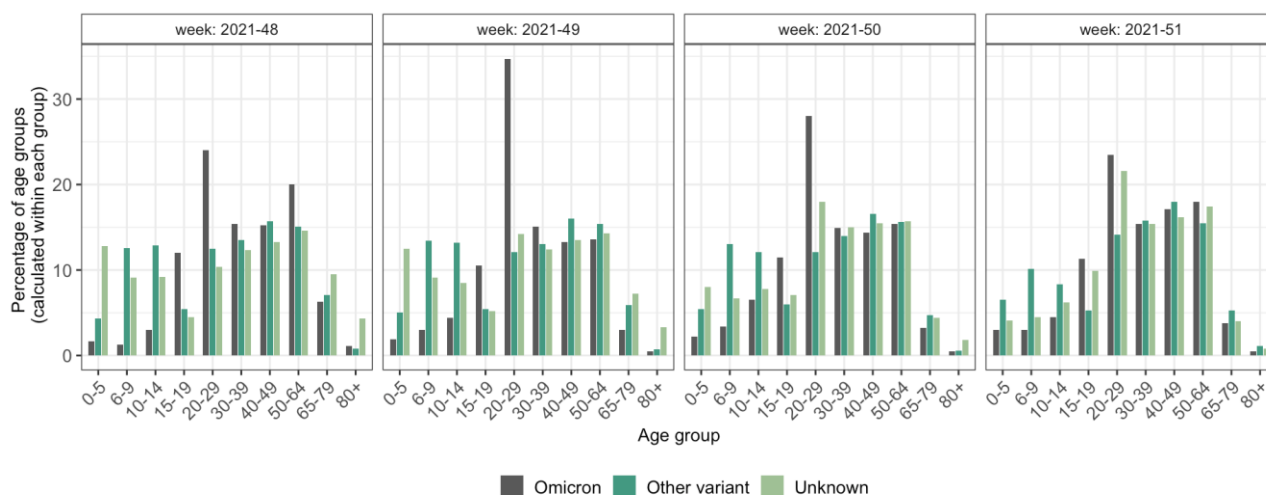




Table 4. Vaccination status for individuals ≥ 12 years infected with Omicron compared to other variants, from 21st of November to 25th of December 2021. The table includes only samples taken at TCDK where the variant PCR answer is known.

Tabel 4. Vaccinationsstatus for personer ≥ 12 år med omikron-infektion sammenlignet med andre varianter i perioden fra 21. november 2021 til 25. december 2021. Tabellen indeholder kun data på prøver taget hos TCDK med kendt variant-PCR svar.

Vaccination status (12+ year olds)	Other variants (No. of cases)	Other variants (%)	Omicron (No. of cases)	Omicron (%)
Not vaccinated	21,390	23.7	3,500	8.5
Received first dose	2,813	3.1	731	1.8
Completed primary vaccination schedule	56,532	62.5	29,781	72.0
Revaccinated	9,704	10.7	7,330	17.7
Total	90,439	100.0	41,342	100.0

Individuals aged 5-11 years have only recently been invited for COVID-19 vaccination, hence the vaccination coverage is relatively low in this age group and not included in Table 4.

Personer i aldersgruppen 5-11 år er for nyligt blevet inviteret til covid-19-vaccination, hvorfor vaccinationstilslutningen i denne aldersgruppe foreløbigt er begrænset. Denne aldersgruppe er derfor ikke inkluderet i Tabel 4.

Table 5. Number of Omicron related hospitalizations at the time of data extraction, 30 December 2021*

Tabel 5. Antal omikron-relaterede indlæggelser på tidspunktet for dataopgørelse, 30. december 2021*

Omicron related hospitalizations	No. of cases
Hospitalized	93
Hospitalized in ICU	<5

* Figures below five cannot be disclosed due to GDPR

* Af hensyn til GDPR kan antal under 5 ikke oplyses



Table 6. Number and proportion of Omicron-related hospital admissions compared to other variants, data included in the table are from 21st of November to 25th of December 2021. The table includes only samples with a known variant.

Tabel 6. Antal og andel omikronrelaterede indlæggelser sammenlignet med andre varianter i perioden fra 21. november 2021 til 25. december 2021. Tabellen indeholder kun data på prøver med en kendt variant.

Hospital admissions in total	Other variants (No. of cases)	Other variants (%)	Omicron (No. of cases)	Omicron (%)
Have not been hospitalized	124,740	98.8	47,778	99.2
Tested positive 48 hrs or more after admission	108	0.1	55	0.1
Tested positive prior or within 48 hrs after admission	1,375	1.1	330	0.7
Total	126,223	100.0	48,163	100.0

Tested positive 48 hrs or more after admission: Includes all individuals who have been admitted more than 48 hours before they tested positive for Omicron. This number covers all hospital-acquired Omicron cases.

Tested positive prior or within 48 hrs after admission: Includes all individuals who have tested positive before being admitted, or who tested positive up to 48 hours after admission.

Tested positive 48 hrs or more after admission: Inkluderer alle personer der har været indlagt mere end 48 timer før vedkommende testede positiv for Omicron. Dvs., dette tal dækker over hospitals-erhvervede omikron tilfælde.

Tested positive prior to, or within 48 hrs after admission: Inkluderer alle personer der er testet positiv før de indlægges eller testes positiv op til 48 timer efter indlæggelse.